



Bull Column Radiator

General Recommendations

This product must be fitted by a fully qualified plumbing engineer or competent person






Before installing the Bull radiator it may be necessary to flush your heating system to remove any existing magnetite (Black Sludge) from the system.










Flushing your radiator heating pipework may be necessary if your water pH is outside the range of 5.5 ~ 8.5. In the event of the incorrect pH levels use a chemical treatment to bring the level of pH within the recommended guidelines.

When installing the radiator, it is necessary to use the correct wall fixings for the type of wall it is being installed on. The Bull fixings supplied with this radiator are not suitable for stud wall installations. They are only suitable for solid wall installations. You can install this radiator on a stud wall using stud wall fixing screws. If installing on a stud wall we would advise purchasing the slip on feet for this radiator to take the majority of the load. The slip on feet not only lift the radiator to the recommended clearance from the floor of 160mm, they also enhance the appearance of the Column radiator.

Maintenance

Cleaning of the Bull radiator surface using a soft damp cloth to avoid scratching the finish. Do not use any chemicals or abrasive cloths during cleaning. The maximum working temperature of this radiator is 95C, where needed please install a warning marker near the radiator to avoid any accidental scalding. The maximum working pressure for this radiator is the UK standard 4Bar.

Radiator Parts Supplied	Illustration	Quantity
Radiator		1
Steel Brackets		4 - 6
Bull Solid Wall Fixing Screws		4 - 6
Air Vent		1
End Plug		1

Additional Items Required	Illustration
Stud Wall Fixing Screws x 4 - 6	
PTFE Tape	
Electric Drill	
Masonry Drill Bit 10mm (Using Bull Fixings)	
Allan Key 10mm	
Adjustable Spanner	
Radiator Valves 1/2" BSP - Flow And Return	
Measuring Tape	
Spirit Level	
Screw Driver Flat Head And Phillips	
Bull Slip On Feet (Recommended For Stud Wall Installations)	