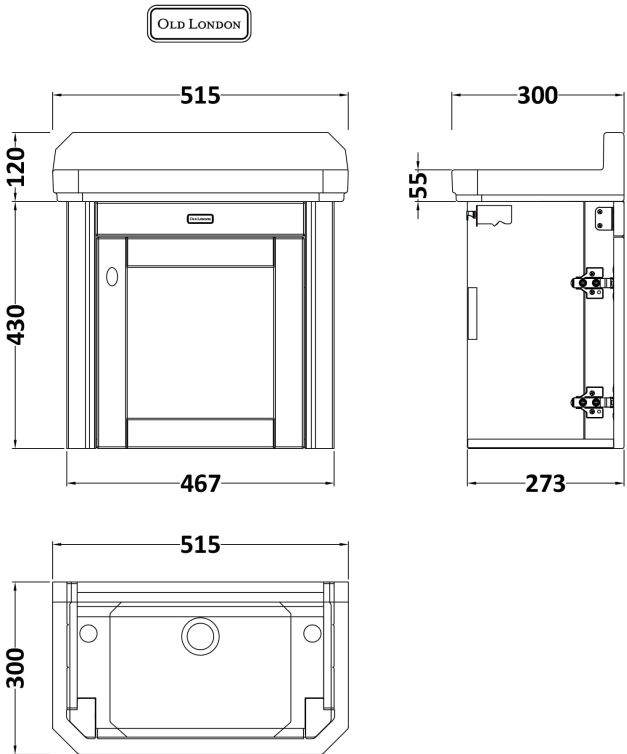


Sales Code: LOF419

Description: 515mm W/H 1-Door Unit & Basin 2Th

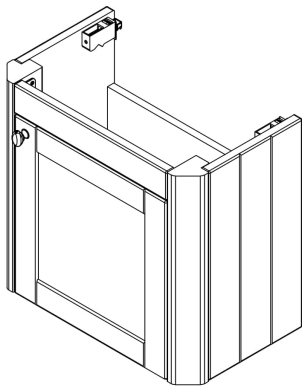


Packaging Details

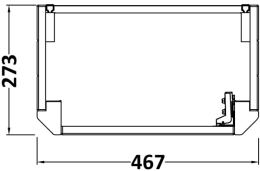
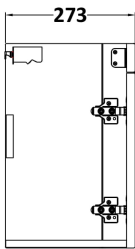
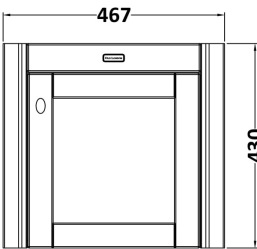
Barcode: 5056462602523

Sales Code: LON401

Description: 515 Wall Hung Angled Basin Unit



OLD LONDON



Product Dimensions

Height (mm):	430
Width (mm):	467
Depth (mm):	273
Nett Weight (kg):	9.5

Packaging Dimensions

Height (mm):	450
Width (mm):	500
Depth (mm):	300
Gross Weight (kg):	10

Packaging Data

Box Colour:	Brown Cardboard Box
Box Qty:	1
Label Size:	150 x 100
Label Colour:	White Label
Label Qty:	2

Outer Box Dimensions (If Applicable)

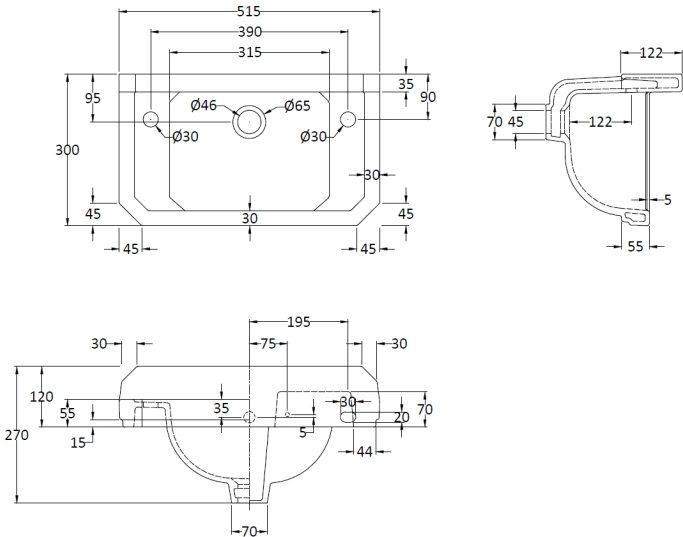
Height (mm):	
Width (mm):	
Depth (mm):	
Gross Weight (kg):	
Barcode:	5056211871835

Product Details

Country of Origin:	Ireland
Fitting Instruction:	No
CE & UKCA:	
FSC Certified Materials:	Yes
Colour:	Timeless Sand
Construction Method:	Cam & Wood Dowel
Construction Type:	Rigid
Cabinet Finish:	Mdf Vinyl Textured Woodgrain
Fascia Finish:	Mdf Vinyl Textured Woodgrain
Cabinet Thickness (mm):	18
Fascia Thickness (mm):	18
Drawer Included:	No
Drawer Type:	Not Applicable
No of Shelves:	1
Hinge Type:	95 Degree Inset Clip-On S/C
Hinge Included:	Yes
Adjustable Legs:	Not Applicable
Fixings Included:	Not Required
Handle Style:	Traditional
Waste Shroud:	No
Handle Included:	Yes
Handle Type:	Knob

Sales Code: NCS829

Description: 515mm Cloakroom Basin 2Th



Product Dimensions

Height (mm):	270
Width (mm):	515
Depth (mm):	300
Nett Weight (kg):	9.55

Packaging Dimensions

Height (mm):	280
Width (mm):	310
Depth (mm):	525
Gross Weight (kg):	10.1

Packaging Data

Box Colour:	Brown Cardboard Box - Printed
Box Qty:	1
Label Size:	100 x 50
Label Colour:	Not Applicable
Label Qty:	

Outer Box Dimensions (If Applicable)

Height (mm):	
Width (mm):	
Depth (mm):	
Gross Weight (kg):	
Barcode:	5055369040063

Product Details

Country of Origin:	China
Fitting Instruction:	No
Certification: CE & UKCA:	WRAS: WRAS No:
Product Material:	Vitreous China
Fixing Supplied:	No

Pans/Bidets:	Trap Style: N/A	Includes Seat: Not Applicable
--------------	-----------------	-------------------------------

Seats:	Seat Type: N/A	Material: Not Applicable
	Function: Not Applicable	Hinge Type: Not Applicable
	Hinge Material: Not Applicable	

Cisterns:	Operating Type: Not Applicable	Fittings: Not Applicable
	Lever Type: Not Applicable	

Basins:	Tap Hole: Two Tapholes	Chain Stay Hole: Yes
	Template: Not Required	Waste Type Req: Slotted
	Overflow Inc: Yes	Overflow Cover: Yes
	Inner Bowl Depth (mm): 95mm	